

gR

RATED VOLTAGE
~400V

D01UQ6A



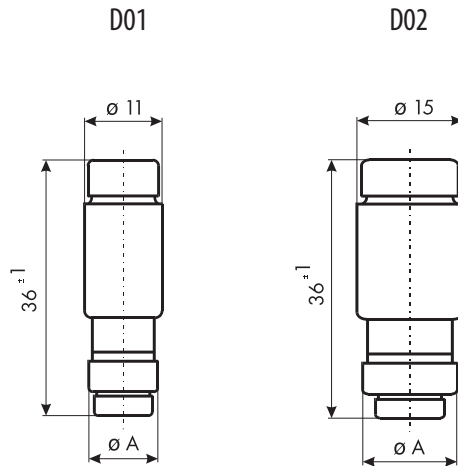
D02UQ50A



| Technical data: | | Application: |
|---------------------------|---|---|
| Standards: IEC 60269-4 | Breaking capacity: ~50kA / --- 8kA Rated voltage: ~400V / --- 250V | Fuse-links of system D0 are applied in fuse base E14 and E18 and fuse-switch disconnectors VLD01 and STV D02. |

| Size | In (A) | Type | Code No. | Operating I ² t-value (A ² s) | Power dissipation (W) | Char. | Colour | Dimension A | Packaging (pcs) | Weight (g) |
|------|--------|----------|-----------|---|-----------------------|-------|--------|-------------|-----------------|------------|
| D01 | 2 | D01UQ2A | 004311001 | 6,3 | 2,3 | gR | pink | 7.3 | 10/500 | 6 |
| | 4 | D01UQ4A | 004311002 | 13 | 3,1 | gR | brown | 7.3 | 10/500 | 6 |
| | 6 | D01UQ6A | 004311003 | 20 | 4,0 | gR | green | 7.3 | 10/500 | 6 |
| | 10 | D01UQ10A | 004311004 | 65 | 4,2 | gR | red | 8.5 | 10/500 | 6 |
| | 16 | D01UQ16A | 004311005 | 200 | 5,3 | gR | grey | 9.7 | 10/500 | 6 |
| D02 | 20 | D02UQ20A | 004312001 | 275 | 8,0 | gR | blue | 10.9 | 10/500 | 11 |
| | 25 | D02UQ25A | 004312002 | 480 | 9,0 | gR | brown | 12.1 | 10/500 | 12 |
| | 35 | D02UQ35A | 004312003 | 1.000 | 10,0 | gR | black | 13.3 | 10/500 | 13 |
| | 50 | D02UQ50A | 004312004 | 1.800 | 15,0 | gR | white | 14.5 | 10/500 | 13 |
| | 63 | D02UQ63A | 004312005 | 2.500 | 17,0 | qR | copper | 15.9 | 10/500 | 15 |

Dimensions:



remember

The standard IEC 60947-4-2 defines two types of co-ordination according to the expected level of service continuity. The standard IEC 60947-1, general rule are applicable to this standard, where specifically called for.

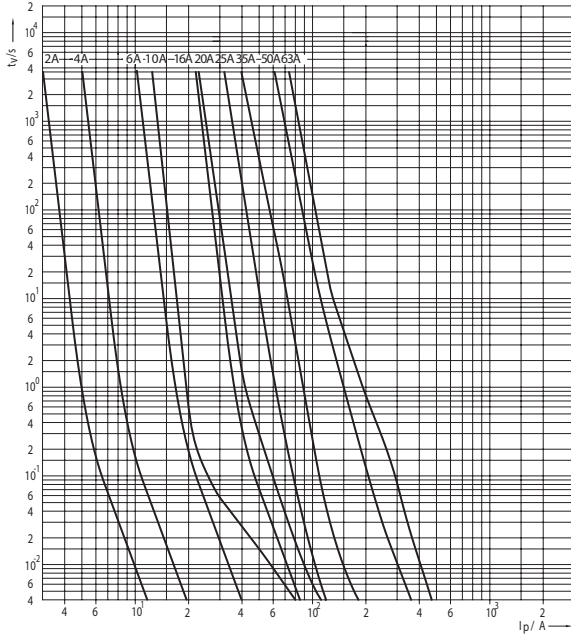
Type 1: Coordination requires that, under short-circuit conditions, the device shall cause no danger to persons or installation and may not be suitable for further service without repair and replacement of parts.

Type 2: Coordination requires that, under short-circuit conditions, the device shall cause no danger to persons or installation and shall be suitable for further use. For hybrid controllers and starters, the risk of contact welding is recognized in which case the manufacturer shall indicate the measures to be taken as regards the maintenance of the equipment.

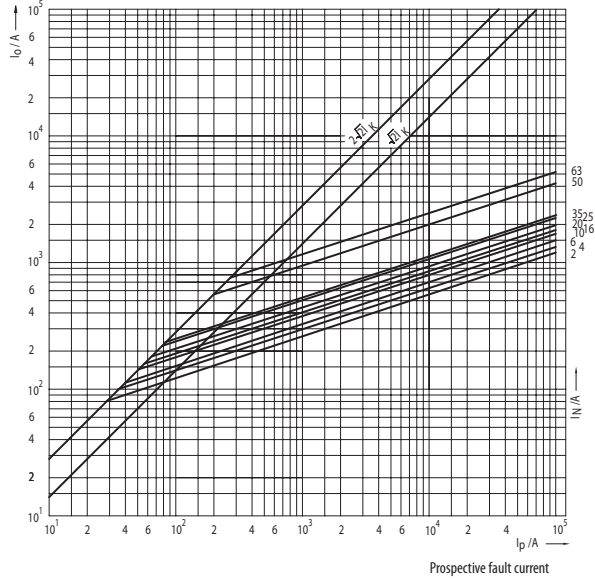
Note: When using a softstarter in a type 2 co-ordination, replacing the fuses and restart has to be accepted after a short-circuit. Only »fuses for semiconductor protection« can be used to achieve a type 2 coordination for soft-starters.

RATED VOLTAGE
~400V

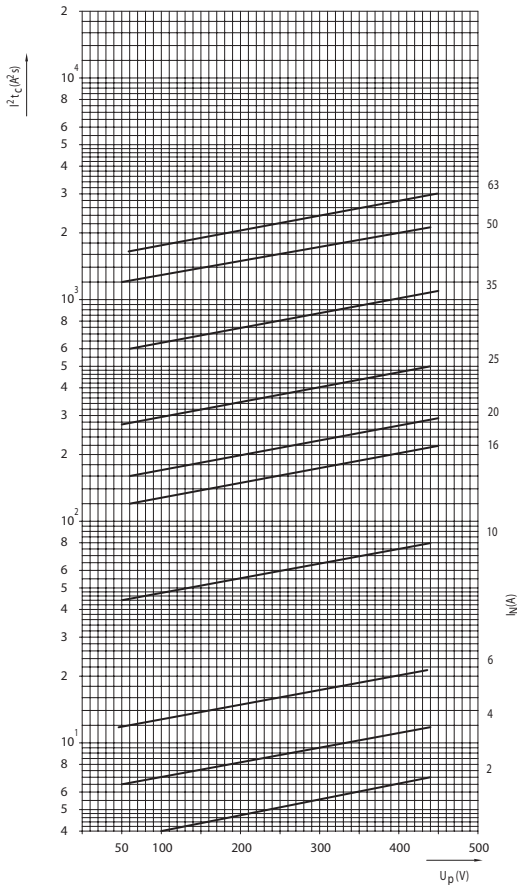
Time/current characteristics of fuse-links Ultra Quick D01 and D02



Cut-off characteristics of fuse-links Ultra Quick D01 and D02



Operating Joule Integral (I²t) for Ultra Quick D01 and D02



Power dissipation, pre-arcing Joule Integral and Operating Joule Integral for Ultra Quick D01 and D02

| I _n | Power dissipation | Pre-arcing Joule integral I ² t (1ms) | Operating Joule Integral I ² t ~100V | Operating Joule Integral I ² t ~200V | Operating Joule Integral I ² t ~400V |
|----------------|-------------------|--|---|---|---|
| A | W | A ² s | A ² s | A ² s | A ² s |
| 2 | 2,3 | 1 | 2,3 | 4 | 6,3 |
| 4 | 3,1 | 2 | 4,7 | 8 | 13 |
| 6 | 4,0 | 5 | 7 | 12 | 20 |
| 10 | 4,2 | 12 | 25 | 40 | 65 |
| 16 | 5,3 | 35 | 70 | 100 | 200 |
| 20 | 8,0 | 55 | 120 | 180 | 275 |
| 25 | 9,0 | 85 | 160 | 280 | 480 |
| 35 | 10,0 | 180 | 250 | 450 | 1.000 |
| 50 | 15,0 | 250 | 550 | 850 | 1.800 |
| 63 | 17,0 | 550 | 800 | 1.200 | 2.500 |